

Jackson County

2015 Asset Management Team	2016 Asset Management Team
<div><div></div><div>Rick Jenkins, MDOT University Region</div></div> <div><div></div><div>Dan Valdez, Jackson DOT</div></div> <div><div></div><div>Susan Richardson, R2PC</div></div>	<div><div></div><div>Scott Walter, MDOT University Region</div></div> <div><div></div><div>Dan Valdez, Jackson DOT</div></div> <div><div></div><div>Jon Dowling, City of Jackson</div></div> <div><div></div><div>Aaron Dawson, R2PC</div></div>
Survey Dates: September 14-16, 2015	Survey Dates: 9/26/16, 9/27/16, 10/21/16

PASER (Pavement Surface Evaluation and Rating) ratings were gathered during the 2015 reporting period for nearly 301 miles of Jackson County roadways. In 2016, over 354 miles of roadway were rated in the northern half of the county, including the City of Jackson. (Map 2).

The surveys reveal that of the federal-aid roadways:

Table 4  
2015-2016 Jackson County PASER Ratings

PASER Rating	2015		2016		2015-2016	
	Miles	Ratio	Miles	Ratio	Miles	Ratio
10	1.8	0.6%	3.1	0.9%	4.9	0.7%
9	26.9	8.9%	17.6	4.9%	44.5	6.8%
8	37.0	12.3%	14.9	4.2%	51.8	7.9%
7	56.7	18.8%	45.3	12.8%	102.0	15.5%
6	36.4	12.1%	110.0	31.0%	146.4	22.3%
5	28.7	9.5%	78.2	22.0%	106.9	16.3%
4	44.8	14.9%	50.6	14.3%	95.4	14.5%
3	55.0	18.3%	30.0	8.5%	85.0	13.0%
2	13.6	4.5%	5.2	1.5%	18.8	2.9%
1	0.0	0.6%	0.0	0.0%	0.0	0.0%
Total	300.9	100.0%	354.7	100.0%	655.7	100.0%

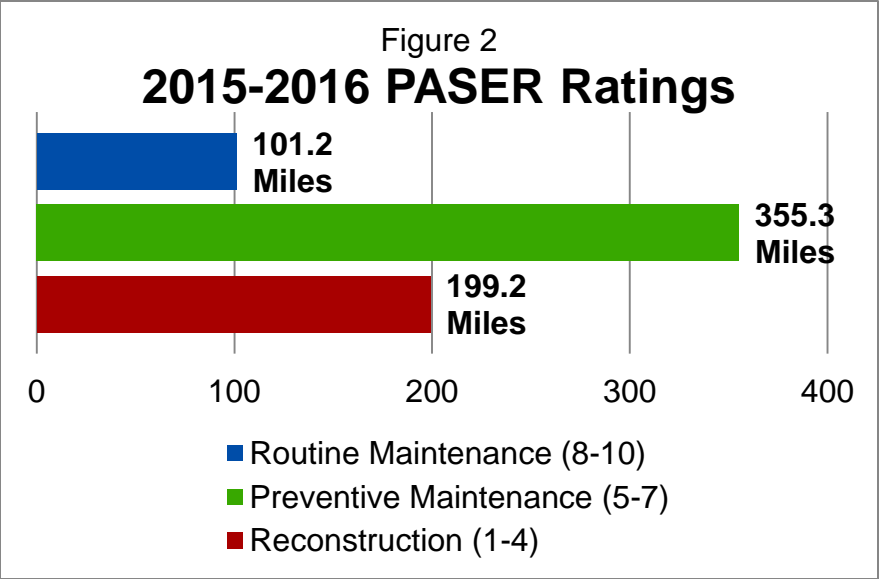
15.4% are in very good or excellent condition.  
54.2% are in fair or good condition.  
30.4% are in poor or very poor condition or have failed.  
Please see Table 4 and Figure 2 for more detail.

The federal-aid roadway network can be divided into five different types:

State trunkline (i.e., highways) comprise 34.8% of the federal aid-roadway network.

24.8% are in very good or excellent condition. 66.8% are in fair or good condition. And 8.4% of state highways are in poor or very poor condition or have failed.

- County primary roads comprise 58.1% of the federal-aid roadway network. 9.7% are in very good or excellent condition. 47.0% are in fair or good condition. 43.3% are in poor or very poor condition or have failed.
- Local county roads did not comprise any of the ratings for the 2015-2016 collection years.
- Major streets in cities and villages comprise 7.1% of the federal-aid roadway network. 16.6% are in very good or excellent condition. 51.0% are in fair or good condition. 32.4% are in poor or very poor condition or have failed.
- Minor streets in cities and villages did not comprise any of the ratings for the 2015-2016 collection years.

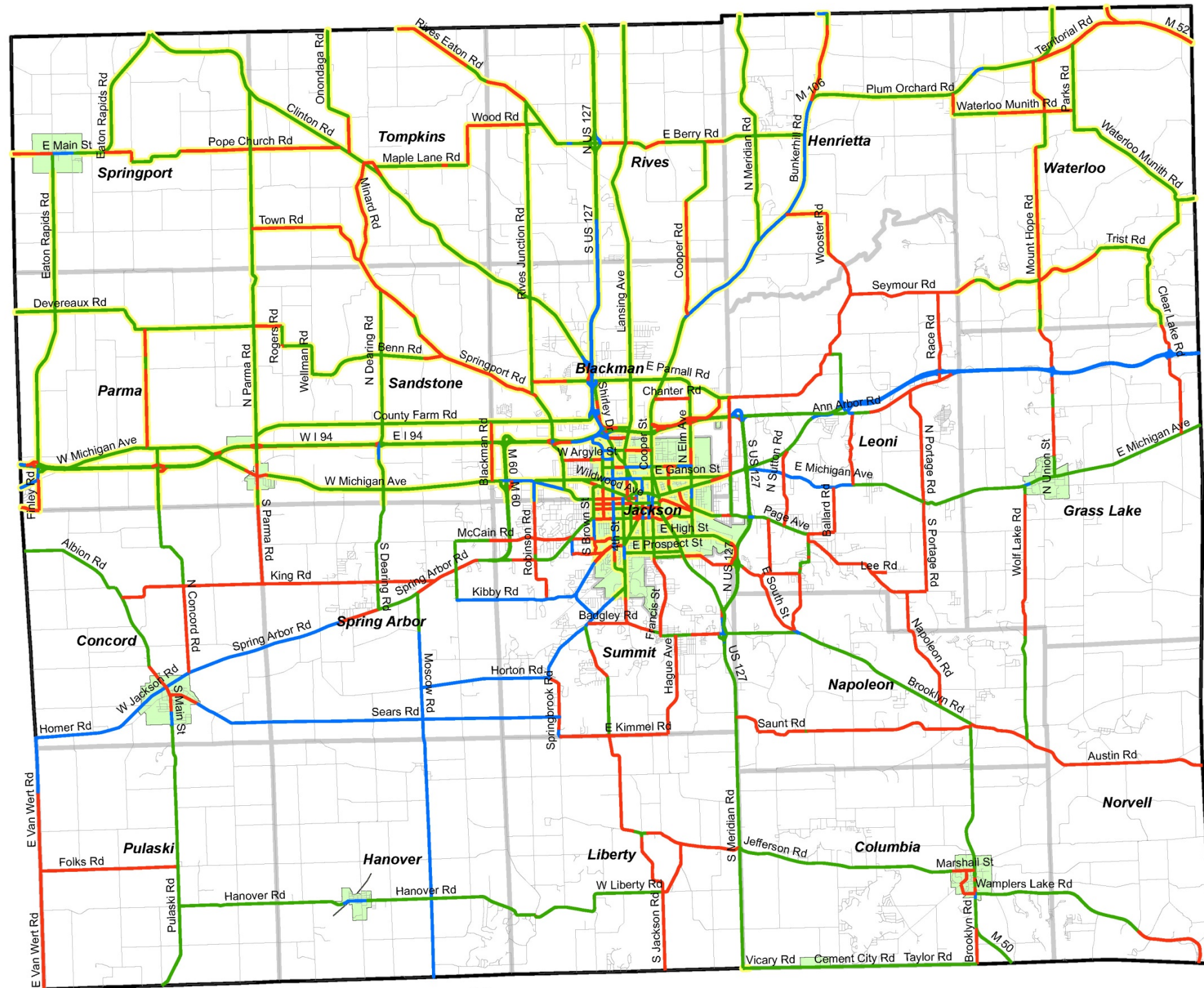


Jackson County Ratings History

Table 5 provides the PASER ratings for the federal-aid roadway network from 2006 through the 2015-2016 rating cycle for Jackson County.

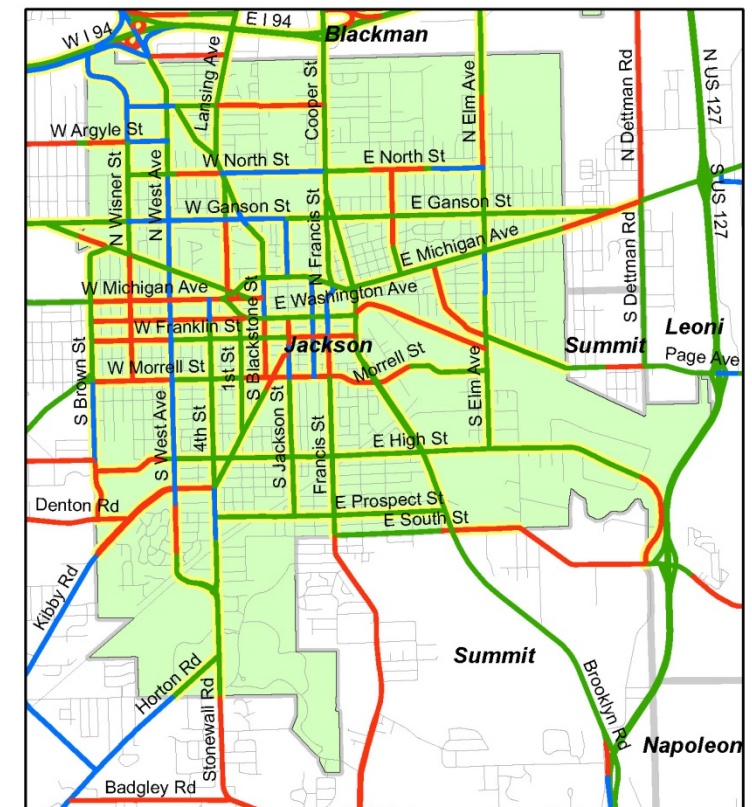
Table 5  
History of Jackson County PASER Ratings

PASER Rating	2006	2007	2008-2009	2010-2011	2011-2012	2012-2013	2013-2014	2014-2015	2015-2016
8-10	32.6%	31.7%	19.7%	22.1%	15.2%	17.4%	18.4%	16.3%	15.4%
5-7	65.4%	65.2%	57.4%	59.1%	68.1%	59.0%	37.4%	39.1%	54.2%
1-4	2.0%	3.1%	22.9%	18.8%	16.7%	23.6%	44.2%	44.6%	30.4%



# **Jackson County 2015 - 2016 Asset Management (PASER) Surface Condition Ratings**

- 1 - 4 Reconstruction Recommended
- 5 - 7 Preventative Maintenance Recommended
- 8 - 10 No Maintenance Needed
- 2016 Ratings



Source: 2015 & 2016 Asset Management Surveys



Map Created: November 2016